

Growing Liverpool 2023

Community Performance Report June 2015



Contents

3	Mayor's message
5	Executive summary
6	Future Directions

9 DIRECTION 1 Vibrant Prosperous City



9	10-year Strategies
9	4-year principal activities
9	10-year Community targets
10	Quarter highlights
15	Strategic Project Updates

19 DIRECTION 2 Liveable Safe City



19	10-year Strategies
19	4-year principal activities
19	10-year Community targets
20	Quarter highlights
21	Strategic Project Updates

25 DIRECTION 3 Healthy Inclusive City



25	10-year Strategies
25	4-year principal activities
25	10-year Community targets
26	Quarter highlights
29	Strategic Project Updates

35 DIRECTION 4 Proud Engaged City



35	10-year Strategies
35	4-year principal activities
35	10-year Community targets
36	Quarter highlights
38	Strategic Project Updates

41 DIRECTION 5 Natural Sustainable City



41	10-year Strategies
41	4-year principal activities
41	10-year Community targets
42	Quarter highlights
44	Strategic Project Updates

47 DIRECTION 6 Accessible Connected City



47	10-year Strategies
47	4-year principal activities
47	10-year Community targets
48	Quarter highlights
49	Capital Works Projects Status Update
50	Strategic Project Updates

53 DIRECTION 7 Leading Proactive Council



53	10-year Strategies
53	4-year principal activities
53	10-year Community targets
54	Quarter highlights
59	Strategic Project Updates

Mayor's message



It gives me great pleasure to present this quarterly report. The end of the financial year is the perfect opportunity to reflect on our achievements and focus on our position as a leading, progressive Council and Capital of the Great South West.

The past quarter has seen Council complete significant projects across the City. This report provides information on our projects and achievements during this period.

The City is seeing unprecedented levels of investment and interest. As the City grows to accommodate an extra 40,000 people by 2021, the NSW Premier Mike Beard announced that the University of Western Sydney would be expanding into Liverpool, building a state-of-the art Higher Education Centre in the CBD, bringing education opportunities even closer to local residents.

More than \$265 million worth of Development Applications were lodged in the past 3 months, continuing a sharp upward trend in investment in the area. Council has been working hard to provide the infrastructure to support this growth, finalising plans for the new look Macquarie Mall and pushing ahead with the construction of the Carnes Hill Recreation and Community Precinct.

Council continued to provide a fantastic program of events and celebrations, hosting the monthly night markets and the new Liverpool Live at Macquarie Mall, attracting 6,500 people to the city.

We also recognised those who make Liverpool such a great place to live. We held the Volunteers Recognition Dinner to recognise our volunteers and the Heroes of Liverpool awards, celebrating active community members and those who make us proud to call Liverpool home.

I encourage you to read through this report and discover the diverse range of projects Council delivers. As always, please contact me if you would like to discuss the future of our great city, I look forward to hearing from you.



Mayor Ned Mannoun
Liverpool City



Executive summary

This report provides an overview of Council's performance against the Growing Liverpool 4-year Delivery Program and 2014-15 Operational Plan and Budget for final quarter, April to June 2015. It displays Council's key achievements and tracks service delivery over the period.

During the fourth quarter, Council:

- Welcomed the announcement by the Premier, Mike Baird and the University of Western Sydney to improve educational opportunities in the CBD, by building a state-of-the-art Higher Education Centre in 2016.
- Council has repaired, reconstructed and resurfaced more than 1,600 sqm of footpaths, 450m of kerb and gutter and 2,000 sqm of road pavement.
- Held monthly night markets and introduced an activation trial, Liverpool Live at Macquarie Mall for the month of May, attracting more than 6,500 people to the city centre in the evenings.
- Hosted the ANZAC Day Commemoration event in Bigge Park to honour our Diggers.
- Led the campaign for a better city by advocating against the proposed concrete recycling plant at Moorebank and Moorebank intermodal terminals.
- Delivered another successful Midnight Basketball program with 94 young people and 34 volunteers.
- Submitted its Fit for the Future application to remain a standalone, Liverpool City Council.
- Assisted young people in their preparations to enter the workforce by delivering the Employment and Education Expo and Open Day at SWSi TAFE-Miller College.
- Celebrated National Youth Week 2015 with 3 key events, Street Legacy V, the Amazing Race Liverpool and Cyber Safety Workshop.
- Increased its social media and online presence by launching the new Liverpool 2023 website.
- Supported 80 volunteers to plant more than 1,200 trees.
- Formed the Liverpool Services Alliance with Propel Partnerships. The Alliance will manage some of Council's services including customer service and back office administrative functions, driving effective service delivery to the community.
- Arranged civic events to recognise and celebrate local volunteers, heroes and active community members.

Council committed to delivering 137 ongoing activities, 75 short term actions and 16 strategic projects for the 2014-15 year. By the end of the June quarter, 96% of short term actions in the Delivery Program and Operational Plan were completed. Of the 4% of actions experiencing delays, 1% required attention and 3% were on hold.

Explanations are included for all delayed or on hold projects. This report provides statistics, key indicators, highlights, strategic project updates and overall progress on Council's key deliverables for 2014-15.

Future Directions

The Growing Liverpool 2023 10-year plan concentrates on seven key strategic directions to move Liverpool forward. The directions are based on feedback from the community, stakeholders and leaders, and incorporate local, regional, state and national priorities for Liverpool.

Our Principles

- Leadership
- Excellence
- Partnership
- Innovation
- Equity
- Sustainability



Our Directions



**Direction 1:
Vibrant Prosperous City**



**Direction 2:
Liveable Safe City**



**Direction 3:
Healthy Inclusive City**



**Direction 4:
Proud Engaged City**



**Direction 5:
Natural Sustainable City**



**Direction 6:
Accessible Connected City**



**Direction 7:
Leading Proactive Council**





Vibrant Prosperous City

Direction One

10-Year Strategies

- Position Liverpool as the destination of choice to attract business and investment in South Western Sydney.
- Activate the city centre and develop vibrant places that attract people to Liverpool.
- Assist existing businesses to grow, innovate and become more competitive.
- Improve the availability of a diverse range of jobs and increase workforce participation rates.

10-Year Community Targets

- Increased Gross Regional Product (GRP) \$8.39 Billion (Source: Economy id/NIEIR 2014)
- Reduced Unemployment Rate 6.2% As at Jun 2015 (Source: Small Area Labour Markets Report)
- 10,000 Additional Jobs In Liverpool Data not yet available

4 Year Principal Activities

- 1.1 City Marketing
- 1.2 Economic Development

1-Year Actions

Vibrant Prosperous City has 13 actions in the Operational Plan 2014-15. Of these:

- 4 are short term initiatives, projects & programs



100%

Completed

- 9 are ongoing services

Incomplete Actions

Nil

April to June 2015 Highlights



On May 25 2015 the NSW Premier Mike Baird announced that the University of Western Sydney will establish a state-of-the-art Higher Education Centre in the heart of Liverpool in 2016, accommodating more than 150 students, staff and corporate partners.



Council hosted Liverpool Live at Macquarie Mall on Friday and Saturday evenings throughout May. More than 3,600 people enjoyed the family friendly events including open-air cinema, live music and kids' activities.



Fifty businesses attended the Supply Chain Forum on May 22 at Casula Powerhouse Arts Centre. Hosted in partnership with NSW Trade and Investment, the event gave advice and guidance to businesses looking to optimise their business models.





Council partnered with Liverpool Hospital, SWSi TAFE, Ingham Institute and Liverpool Chamber of Commerce to deliver Welcome to Liverpool; a networking opportunity for new local businesses to engage with other local organisations and learn more about the area.

Council held the April, May and June night markets, attracting more than 3,000 people to the city centre to enjoy local food, performances and celebrations including cooking demonstration classes by special guest, ex-Masterchef contestant Amina Elshafei.



Council held its second Committee for Liverpool meeting, attended by the Premier. The Committee brings together local stakeholders to discuss strategies to drive economic and social development.

Council was highly commended in the Excellence in Local and Economic Contribution category of the Local Government Awards for the Building Our New City initiative, which is triggering strong business investment opportunities and jobs growth for both Liverpool and South West Sydney.

Additional jobs created this quarter

Several companies have created and retained jobs in Liverpool over the quarter. These included:

Name of organisation/ business	Number of jobs created
Love'em Ingham, Liverpool	65
Super Amart Sport, Casula	30
Quest Apartments, Liverpool	20
All Round Suppliers, Prestons	20
Oriental Eastern Cuisine, Liverpool	6
Red Rock Charcoal, Hinchinbrook	6
Carpe Diem Cafe, Liverpool	5
Woodfire & Co Pizza, Liverpool	4
Dolicini Cakes and Cafe, Hinchinbrook	4
Richardson & Wrench Real Estate, Liverpool	4
Centrum Printing, Chipping Norton	2
Total	166

Major Development Applications approved

Description	Value
Demolition of existing structures and erection of a seven storey mixed use development including retail space and 32 apartments in Liverpool	\$ 7,060,665.00
Construction of a bus depot, including car parking spaces; offices, workshop, storage space, driveways and landscaping in Len Waters Estate	\$ 6,170,000.00
Subdivision of four lots including new roads, tree removal, drainage, stormwater basins and demolition of existing structures in Edmonson Park	\$ 6,000,000.00
Demolition of existing structures and construction of 3 industrial units and strata subdivision including associated landscaping and car parking facilities in Prestons	\$ 5,460,600.00
Subdivision of existing allotment, including construction of eight two storey detached dwellings, construction of roads and drainage works in Edmonson Park	\$ 5,363,522.00
Construction of 18 detached dwellings and Community Title subdivision in Moorebank	\$ 4,983,290.00
Construction of a multi-dwelling housing development comprising of 14 dwellings) in Warwick farm	\$ 4,676,994.00
Construction of 10 detached dwellings and Community Title subdivision in Moorebank	\$ 3,049,629.00

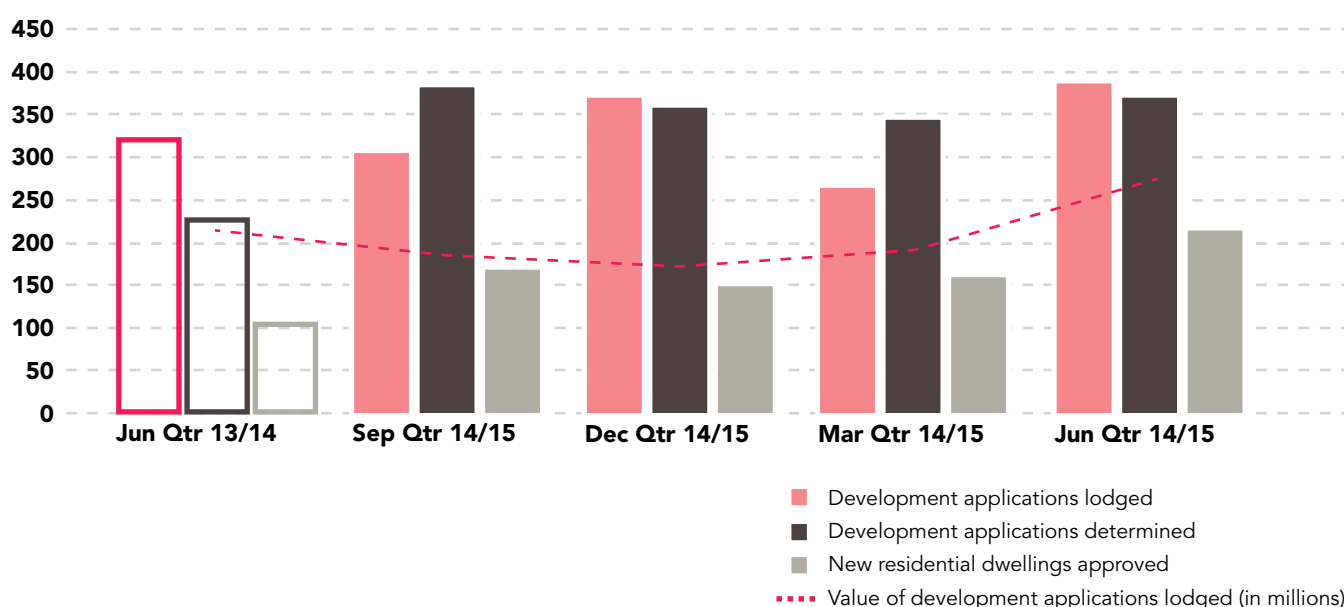
Development and Investment

The amount of development applications lodged increased by 46% from last quarter while the value of DA's significantly increased from \$193 million to \$265 million.

The \$265 million in DA's lodged this quarter represents a 17% increase from the \$226 million of the June quarter last year.



Number



Development Applications	June Qtr 13/14	Sep Qtr 14/15	Dec Qtr 14/15	Mar Qtr 14/15	Jun Qtr 14/15
Development applications lodged	323	304	365	267	391
Development applications determined	236	382	359	347	388
New residential dwellings approved	112	167	149	157	210
Value of development applications lodged (in millions)	\$226	\$176	\$156	\$193	\$265

Building Our New City

Strategic Project Update

This project developed and commenced implementation of a strategy to revitalise Liverpool's city centre and position Liverpool to capitalise on the opportunities arising from its status as the regional city of South Western Sydney.

Progress



Project Update

The preparations for the Macquarie Mall upgrade are progressing well, with various construction based tenders released. Construction is planned to commence in late 2015.

Stage 1 works for Bigge Park are being investigated and documented for tender in late 2015. This includes footpath upgrades, new lighting and trees.

Council distributed a Building Our New City newsletter to City Development Fund contributors and city centre based businesses, detailing the future plans and past milestones of the project.



Badgery's Creek Airport Task Force Project

Strategic Project Update

This project aims to establish an internal Council taskforce to investigate opportunities to maximise economic potential and minimise any adverse impacts resulting from a second airport for Sydney at Badgerys Creek. This project will ensure that Council is able to represent the local community during discussions and planning with all stakeholders.

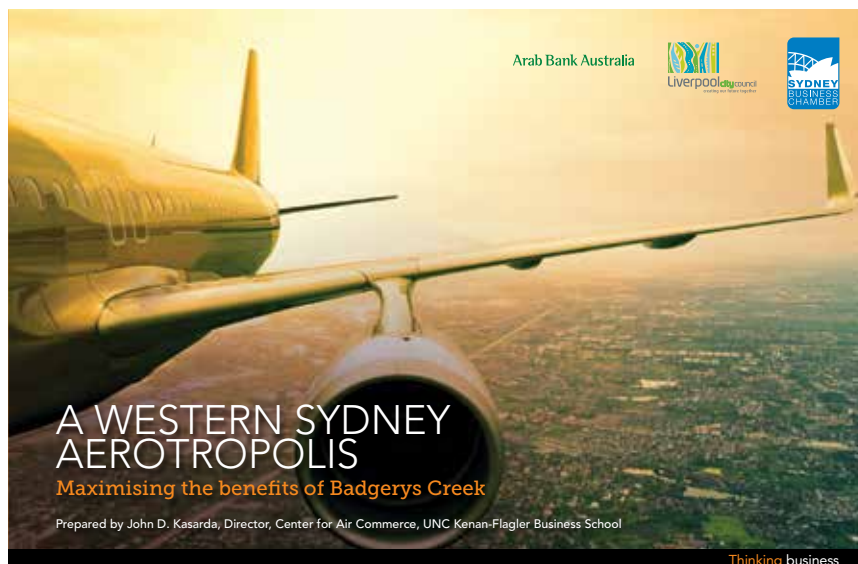
Progress



Project Update

A Western Sydney Airport Taskforce meeting was held in May, members of the local community attended and provided their input into the plans for, and Council's involvement in the Western Sydney Airport.

In partnership with the NSW Business Chamber, Council released a research report by world leading expert John D Kasarda 'A Western Sydney Aerotropolis, maximising the benefit of Badgerys Creek' as part of the Chamber's Preparing For Take Off Conference held on 1 May at University of Western Sydney, Parramatta.



Liverpool Night Markets

Strategic Project Update

This project involves the delivery of open air night markets on Macquarie Street in Liverpool on the first Saturday of every month to activate the Liverpool city centre at night and celebrate Liverpool's rich diversity.

Progress



Project Update

Monthly Night Markets were held in April, May and June, cementing the growing night time economy of Liverpool. More than 3,000 people participated in the Night Markets throughout the quarter, enjoying live music, local food and a range of activities for all ages.

Entertainment included cooking demonstrations by ex-Masterchef contestant Amina Elshafei, live Caribbean music by Errol H Renaud and his band, free face painting and local food tours.







Liveable Safe City

Direction Two

10-Year Strategies

- Deliver an efficient planning system which embraces sustainable urban renewal and Development.
- Deliver an efficient planning system which embraces sustainable urban renewal and Development.
- Create clean and attractive public places for people to engage and connect
- Facilitate affordable and diverse housing options

10-Year Community Targets

- 85% people report being satisfied or better with cleanliness of public spaces
*76% of people as at December 2013
(Source: Community satisfaction survey)*
- 85% People report feeling safe in the community
*62% felt safe as at December 2013
(Source: Community satisfaction survey)*
- An increase in diverse housing options.
Data not yet available

4 Year Principal Activities

- 2.1 Community Safety
- 2.2 Community Standards
- 2.3 Emergency Services

- 2.4 Public and Open Space Amenity
- 2.6 Urban Planning

1-Year Actions

Liveable Safe City has 43 actions in the Operational Plan 2014-15. Of these:

- 10 are short term initiatives, projects & programs

- 33 are ongoing services

100%

Completed

Incomplete Actions

Nil

April to June 2015 Highlights

Safety audits, contributing to safer suburbs were conducted at the following locations:

- John Edmondson VC Memorial Park, Wattle Grove
- Orara Park, Wattle Grove
- Cameron Park, Wattle Grove



Overgrown vegetation will be removed from the parks, lighting improved and cleaning of the areas increased to ensure safe thoroughfare and reduced opportunities for crime.



Council joined a protest organised by the Moorebank Residents Action Group on May 23, against the proposed concrete recycling plant at Moorebank. More than 350 residents were encouraged to show their opposition to the development with Mayor Ned Mannoun addressing the crowd.



Council delivered the third Midnight Basketball program for the year, attracting 94 young people and 34 volunteers. Midnight basketball helps facilitate constructive late night activities for local young people. 100% of participants said the program should continue.

Council determined 388 development applications during the quarter, with an average processing time of 134 days. Council's new online lodgment system for DA's called FastTrack is in its fourth month of testing and has processed 47 applications with an average assessment time of 4 days.

Safer Suburbs Project

Strategic Project Update

Deliver the Safer Suburbs Program Secure Taxi Rank Scheme to improve safety in and around taxi ranks within the city centre.

Progress



Project Update

Council implemented initiatives to raise the profile and awareness of the NSW Taxi Council Secure Cabs Voucher System, developed as an integral part of the Safer Suburbs project. This included:

- Advertisements in local newspapers including the Liverpool Leader and South West Advertiser
- Drink coasters with the image of the advertisement flyer and key rings, distributed to participating licensed venues and at community events
- A Safe Travel Option brochure, developed in consultation with Council's Communications Team, Police and NSW Taxi Council distributed at community events



Expansion of Council's e-Planning Portal

Strategic Project Update

Expansion of the e-Planning Portal on the web to include assessment and lodgement and enable more efficient processing of development applications.

Progress



Project Update

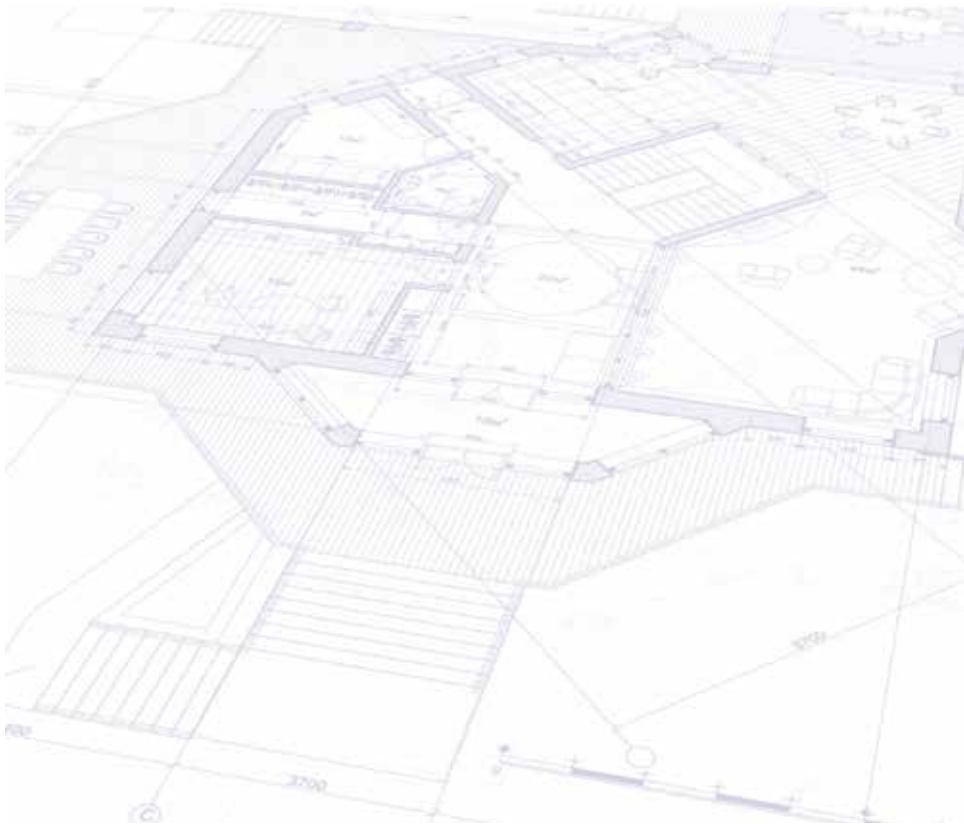
A new eBusiness & Planning Reform unit was established by Council to help modernise processes and address 21st century business needs. The team is preparing a 2 year roadmap and action plan and coordinating a number of e-planning and process improvement projects.


The new online lodgement system called FastTrack is in the fourth month of testing and has processed 47 FastTrack applications.

These applications have been assessed within an average assessment time of 4 business days, a 97% reduction compared to last year's processing times.

In the last three months, the new online maps tool has received more than 5,000 visits. The new online tool provides a fast and easy way to find basic planning information, such as zones, height restrictions, flooding and other planning overlays.









Healthy Inclusive City

Direction Three

10-Year Strategies

- Foster social inclusion, strengthen the local community and increase opportunities for people who may be experiencing barriers.
- Celebrate and respect Liverpool's rich cultural and social diversity and embrace the opportunities it provides.
- Improve health and wellbeing and encourage a happy, active community.
- Plan, support and deliver high quality and accessible services, programs and facilities.

4 Year Principal Activities

- 3.1 Children's Services
- 3.2 Community Facilities
- 3.3 Customer Services
- 3.4 Libraries and Museum
- 3.5 Recreational Facilities
- 3.6 Social Outcomes

10-Year Community Targets

- 90% Of people express satisfaction or better with their contact with Council.
79% of people in December 2013 (Source: Community satisfaction survey)
- An increase in the number of people who participate in regular physical activity.
48.1% - Increase from 47.2% In 2010 (Source: South Western Sydney Local Health District, 2014, Liverpool Local Government Area Health Profile 2014)
- 85% of people believe that there is a sense of community in Liverpool
51% of people in 2013 (Source: Community satisfaction survey)
- 90% of people feel that Liverpool is a harmonious society which respects cultural diversity.
52% of people as at December 2013 (Source: Community satisfaction survey)

1-Year Actions

Healthy Inclusive City has 54 actions in the Operational Plan 2014-15. Of these:

- 28 are short term initiatives, projects & programs



- 26 are ongoing services

Incomplete Actions

3.2.6 Needs Attention – **Review and update the generic plan of Management for Community Facilities** – Will be developed after endorsement of strategy, which is currently in development

3.5.8 On Hold – **Progress design plans for establishment of a skate park at Miller** – Pending completion of a recreation strategy

3.6.10 – On Hold – **Establish the Greater Western Sydney Community Farm at Rossmore Grange** – A review was undertaken to determine the financial sustainability of the Community Farm. As a result of the review, the Community Farm was discontinued in December 2014. Discussions are being held with Family and Community Services to negotiate a variance of funding to deliver an alternative project that will enhance the health and well-being of the community.

April to June 2015 Highlights

Council's childcare centres continued to provide benchmark services for the community, achieving a 98.04% utilisation rate and positive feedback from patrons, parents and children alike.



Council continued its work on the 2168 project, delivering a range of community building activities and fora including the Whatever Happened to Green Valley Forum on April 30 and the Being Well (Dual Diagnosis) Seminar in Miller on May 6, attracting a total of 190 people.

Council held The Employment and Education Expo and Open Day at SWSi TAFE-Miller College on May 21. More than 1,000 people came along to enjoy live entertainment and gain an insight into seeking and gaining employment including local apprenticeships and traineeships. The day included 48 information stalls, six workshops and tours of TAFE faculties.

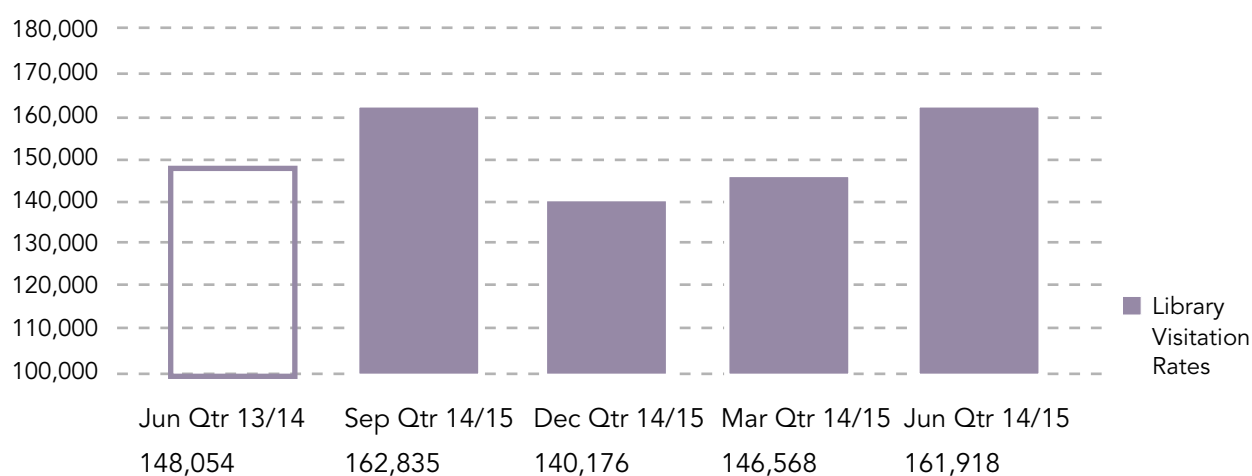


Sorry Day was held at the Liverpool Regional Museum on May 26 to remember and commemorate the mistreatment of Australia's Aboriginal and Torres Strait Islander People. More than 60 community members participated in the event.

Libraries and Leisure centres

Library Visitation Rates

Library visitation increased by 10% from the last quarter and 9% on the same quarter last year



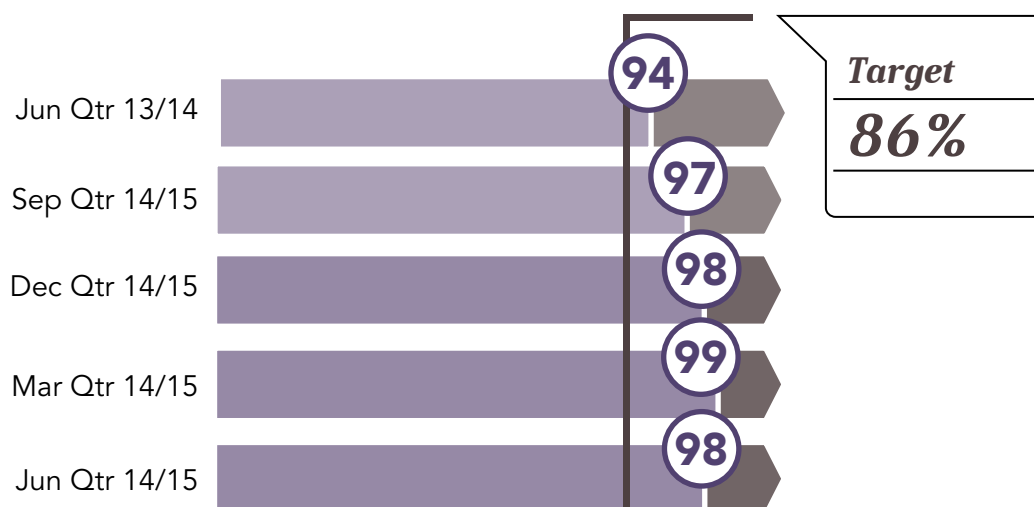
Leisure Centre Visitation Rates

Leisure Centres	Jun Qtr 13/14	Sep Qtr 14/15	Dec Qtr 14/15	Mar Qtr 14/15	Jun Qtr 14/15
Michael Wenden Leisure Centre	12,588	13,673	31,565	23,153	13,608
Whitlam Leisure Centre	78,394	91,261	117,434	99,756	92,843
Total	90,982	104,934	148,999	122,909	106,451

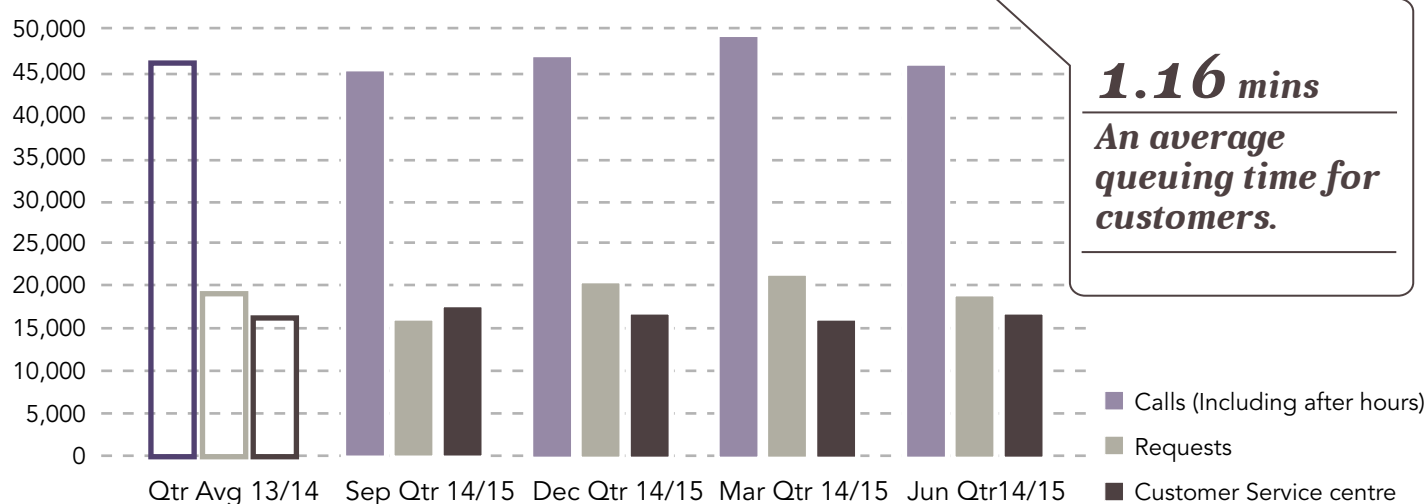
Visitation to The Whitlam Leisure Centre and Michael Wenden Leisure Centres increased by 18% and 8% respectively over the June quarter last year.

Children's Services

Utilisation Rates



Customer Service



	Calls (including after hours)	Requests	Customer Service Centre
Qtr Avg 13/14	46,682	18,681	16,203
Sep Qtr 14/15	46,145	17,722	18,480
Dec Qtr 14/15	47,526	21,266	17,231
Mar Qtr 14/15	49,391	22,418	16,673
Jun Qtr 14/15	46,625	19,737	17,689

Customer services received 46,625 customer calls in the June quarter, a 5.5% reduction from the previous quarter.

Customer requests decreased by 12% while customer service centres attendances increased by 6.3% on the March quarter.

Carnes Hill Recreation and Community Precinct

Strategic Project Update

This project will deliver a new recreation and community precinct in Carnes Hill that provides services, facilities and spaces to support the health and wellbeing of the community, including a community centre, district library, leisure centre, key suburb park, skate park and associated services.

Progress



Project Update

The precinct received high profile coverage on Channel 9 news for its contribution to a growing and thriving Western Sydney.

Earthworks stage of construction is nearing completion. Project is ahead of schedule.



New Customer Service Standards

Strategic Project Update

This project will implement new customer service standards for the whole of Council that support the provision of exceptional, courteous and timely responses to the community and customers of Council.

Progress



Project Update

Council formed the Liverpool Service Alliance with Propel Partnerships. The Alliance will now be responsible for delivering and streamlining Council's customer service functions, implementing process improvements and optimising Council's service delivery.

Construction of the brand new, contemporary Customer Service Centre on the ground floor is progressing well. The centre will include new furniture, state of the art telephony, amenity spaces, smart TV's and self-serve kiosks.

Matching Grants Program

Strategic Project Update

Development of guidelines for a Matching Grants program to provide support for community and sporting groups to deliver projects in the Liverpool LGA.

Progress



Project Update

A comprehensive review of Council's Grants and Donations Policy has been undertaken.

This will be presented to Council for public exhibition in July 2015. The review recommends the adoption of a Community Matching Grants Program to encourage community development and social engagement.

Shade Structures in Children's Playgrounds

Strategic Project Update

Installation of shade structures in children's playgrounds in order to ensure that sufficient shade is provided to users of playground equipment during the hottest part of the day, for equipment delivered under the playground replacement program.

Progress



Project Update

Council has completed the roll-out of shade structures as part of its playground replacement and outdoor gym program. A total of 12 Shade structures have been installed at:

- Hart Park, Warwick Farm
- Lakeside Park, Wattle Grove
- Percy Rabett Park, Horningsea Park
- Greenway Park, West Hoxton
- Bert Burrows Park, Hinchinbrook
- Gough Park, Cecil Hills
- Harris Creek Reserve, Holsworthy







Proud Engaged City

Direction Four

10-Year Strategies

- Strengthen and celebrate Liverpool's unique identity.
- Engage and consult with the community to enhance opportunities for communication and involvement.
- Deliver a range of stimulating and vibrant cultural events, programs and festivals.
- Provide first class and iconic facilities and places.
- Protect and preserve Liverpool's heritage, including its rural landscape and cultural history.

10-Year Community Targets

- 85% of people express satisfaction or better with Council's consultation with the community
76% satisfaction or better in December 2013. (Source: Community satisfaction survey)
- An increase in people's sense of belonging in their city
51% of people as at December 2013. (Source: Community satisfaction survey)
- An increase in the number of people who participate in arts and cultural activities
In comparison to last year's average there was a 37% increase.

4 Year Principal Activities

- 4.1 Casula Powerhouse Arts Centre
- 4.2 Community Engagement
- 4.3 Events

1-Year Actions

Proud Engaged City has 19 actions in the Operational Plan 2014-15. Of these:

- 16 are ongoing services

- 3 are short term initiatives, projects & programs

100%

Completed

Incomplete Actions

Nil

April to June 2015 Highlights

Liverpool welcomed 440 new citizens at ceremonies held in April, May and June. The countries of origin were:

Country of Origin	Sep 14/15	Dec 14/15	Mar 14/15	Jun 14/15
Iraq	40	108	63	71
India	42	47	54	56
Fiji	11	30	25	37
Vietnam	13	29	29	31
Philippines	27	24	N/A	24
Egypt	N/A	N/A	20	N/A

The Casula Powerhouse Arts Centre attracted more than 17,000 people over the quarter to a range of exhibitions, events and performances including:

- *The Guarding the Homefront Exhibition*
- *Autumn School Holidays Kids Stock Festival*
- *Biggie Smalls and Death Exhibition*
- *The One Day of the Year performance*
- *Swamp Juice performance*
- *Attention the Train is Coming performance*
- *Sydney Film Festival monthly screenings.*



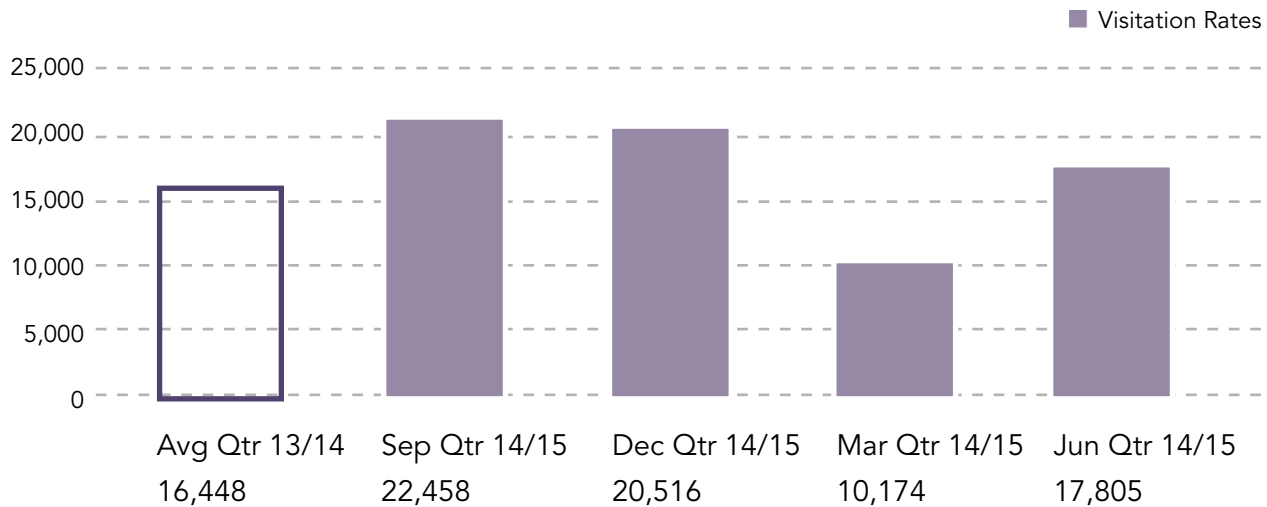
Council held the Refugee Artist Markets at Casula Powerhouse Arts Centre, attended by more than 400 people. The day included the artist market, cultural performances, drumming workshops, children's activities and short film and performances, encouraging refugee communities to utilise their creative skills

National Youth Week 2015 was celebrated with 3 key events, Street Legacy V, the Amazing Race Liverpool and Cyber Safety Workshop. More than 200 young people enjoyed the activities and festivities across the week.



Casula Powerhouse Arts Centre

Visitation Rates



Social media

Council continued to increase its social media presence from April – June, gaining engagement growth across its platforms

- ***Council's new Facebook page likes has reached 3,000 since its launched in January***
- ***Casula Powerhouse Arts Centre Facebook likes rose from 5,500 to 5,900***
- ***Council's library Facebook reached 1,100 likes.***
- ***Council's Night Markets page reached 5,800 likes.***
- ***Major Social media campaigns run throughout the quarter include the No Intermodal Terminal at Moorebank Campaign, Liverpool Live at Macquarie Mall and Moorebank Recyclers campaign.***



Community Engagement

- ***Current Membership – 1,046***
- ***April – June Discussion Topics:***
 - ***Social Impact Assessment Policy and Development Control plan***
 - ***A New Community and Cultural facility in Liverpool***
 - ***Orara Park Improvements***
 - ***Moorebank Intermodals***
 - ***Installation of Toilets at Lakeside Park, Wattle Grove***
 - ***Fit for the Future***
 - ***Proposed rezoning and / or reclassification of public land***
 - ***Liverpool Live at Macquarie Mall***



Cultural and Arts Policy and Plan

Tourism Policy and Plan

Strategic Project Update

Development of a Cultural and Arts Policy and Plan and Tourism Policy and Plan to promote the delivery and support of arts, tourism, culture and creative industries in the Liverpool LGA.

Progress



Project Update

A needs analysis and cultural mapping for the Cultural Policy and Plan is currently underway. This includes sector consultation and the use of Liverpool Listens for general community consultation.

A Liverpool Destination Management Plan has been commissioned by Council and will be finalised by 2015-16. Extensive stakeholder consultation was undertaken during the quarter.



ANZAC Day Centenary

Strategic Project Update

Delivery of a range of activities, events and projects to commemorate the centenary of ANZAC Day.

Progress



Project Update

The ANZAC Day Commemoration event was held on Saturday 25 April following the ANZAC Day Dawn Service at Bigge Park in Liverpool's CBD.

A comprehensive program was delivered including a World War I re-enactment, War Diary Readings and War Story Readings.

More than 3,200 people attended the commemorations throughout the day.

Council received positive media coverage for its projection of Diggers' images in the CBD in the lead up to its ANZAC event.







Natural Sustainable City

Direction Five

10-Year Strategies

- Lead the community to develop and implement sustainable practices.
- Enhance and protect natural corridors, waterways and bushland.
- Reduce adverse environmental impacts for present and future generations.

4 Year Principal Activities

- 5.1 Environmental Sustainability
- 5.2 Stormwater Management
- 5.3 Waste Management

10-Year Community Targets

- At least 80% of domestic waste is diverted from landfill.
67 per cent of corporate and community total annual waste diverted from landfill 2013-14 (Source: Fortnightly waste tonnage report)
- Improved condition of rivers and waterways to b+ or better.
Only 2 out of 6 rivers/waterways in Liverpool have this rating. (Source: 2012-2013 river health - Georges and Cooks River Alliance)
- A yearly household water consumption rate comparable to greater sydney.
Liverpool is 236.4kl per house and 190kl per unit. (Source: www.myplanetfootprint.com.au)
- Increased natural bush land corridors that are restored.
This data is not yet available.

1-Year Actions

Natural Sustainable City has 23 actions in the Operational Plan 2014-15. Of these:

- 14 are short term initiatives, projects & programs

- 9 are ongoing services

100%

Completed

Incomplete Actions

Nil

April to June 2015 Highlights



Community tree planting activities were held at:

- *Freeman Oval, Warwick Farm on April 18*
- *Glen regent Reserve, Casula on May 17*
- *Hart Park, Warwick Farm on June 27*

80 volunteers helped plant more than 1,200 trees, contributing to brighter and healthier green spaces.

Council facilitated a school tree planting event supporting the Planet Ark One Tree Per Child Program on June 22. Twenty two students from Amity College attended the event at Dalmeny Reserve Prestons, planting 200 locally native trees.



Council hosted the Sustainability Blitz workshop series to inform and involve the community in vital environmental and sustainability topics, attracting more than 34 people.

These included

- *Eco Choices for Renters on April 18*
- *Growing Veggies in Pots on May 23*
- *Organic Garden Problem Solver on June 27*

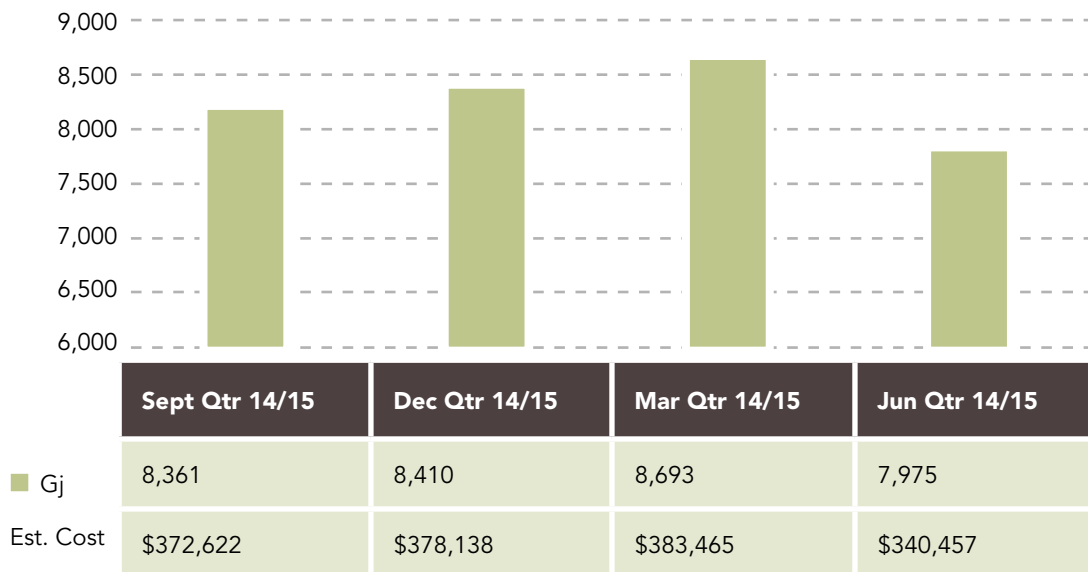
This quarter, the Community Recycling Centre has had 1,969 vehicles drop off 16.5 tonnes of chemicals, 240 kg of polystyrene and 12.3 tonnes of e-waste. All this hazardous and problem waste has been diverted from landfill.



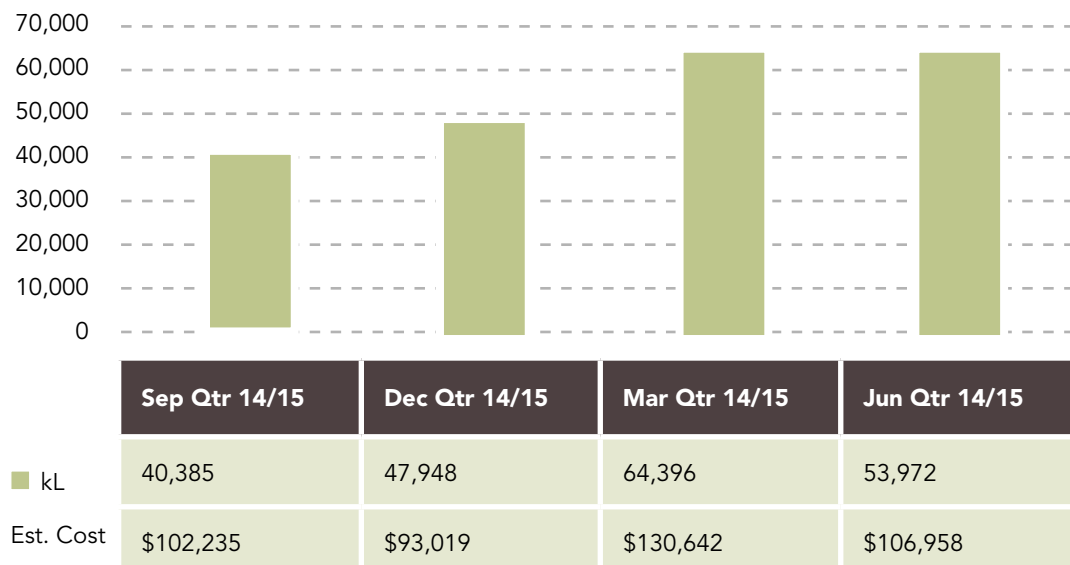
Council won the Excellence in Environment Leadership and Sustainability category at the Local Government Awards for its sector leading work in establishing the Community Recycling Centre.

Council's Energy and Water Consumption

Council's total energy consumption (excluding street lighting)



Council's total water consumption



Amalfi Creek Flood Detention Basin

Strategic Project Update

This project will provide new infrastructure to increase flood protection, improve public safety, protect property and infrastructure in Casula, Lurnea and Liverpool. The project involves the construction of a 48ML flood detention basin at Amalfi Park, Lurnea as part of Council's wider Brickmakers Creek flood mitigation project.

Progress



Project Update

The tender for this project has been awarded and construction works including construction of detention basin, culverts, spillway, drainage, shared path, landscaping, sports field, and viewing platform are currently progressing. Works are expected to be completed by August 2015.

City Centre Trunk Drainage Project

Strategic Project Update


The project involves construction of large diameter trunk drainage system as part of Council's wider city centre flood mitigation project to reduce flooding, public safety and protect property within the city centre.

Progress



Project Update

Design completed. Sydney Water approval for water and sewer main modification works and Endeavour Energy approval for electrical cable relocation works are underway. Construction tender has now closed and evaluation completed. The contract will be awarded in August 2015.





Accessible Connected City

Direction Six

10-Year Strategies

- Provide safe and easy travel with a high quality road and traffic management network.
- Encourage sustainable and alternative transport options such as walking, cycling and public transport.
- Collaborate with key stakeholders to maximise community access to emerging technologies.

10-Year Community Targets

- 25% of trips to work are made by modes other than private car.
15.8% In 2011. This is a slight increase from 2006 (15.3%). (Source: census data)
- 95% of homes have access to broadband.
66% of homes, a significant increase since 2006 (38%) (Source: census data)
- 85% of people express satisfaction in the management of traffic or safety on local streets.

(Source: Annual telephone survey)

4 Year Principal Activities

- 6.1 Roads, footpaths and cycleways
- 6.2 Road Safety
- 6.3 Traffic and Transport

1-Year Actions

Accessible Connected City has 23 actions in the Operational Plan 2014-15. Of these:

- 6 are short term initiatives, projects & programs

- 17 are ongoing services

100%

Completed

Incomplete Actions

Nil

April to June 2015 Highlights

Council completed construction and repairs to the following roads, footpaths and cycleways:

- Gerroa Place, Prestons
- Albany Street, Busby
- North Liverpool Road, Green Valley
- Aston Reserve, Hoxton Park
- Jedda Road, Prestons,



Council's concrete maintenance teams have repaired and reconstructed more than 1,600 sqm of concrete footpath and 450 metres of kerb and gutter.

The road maintenance teams have repaired and resurfaced more than 2,000 sqm of road pavement.

Council welcomed \$325,000 in funding from the State Government to install traffic lights and signalised pedestrian crossings at the intersection of Speed Street, Pirie Street and Bigge Street in the Liverpool CBD. The new infrastructure will improve safety and southern access to the city and be completed by the middle of the year.



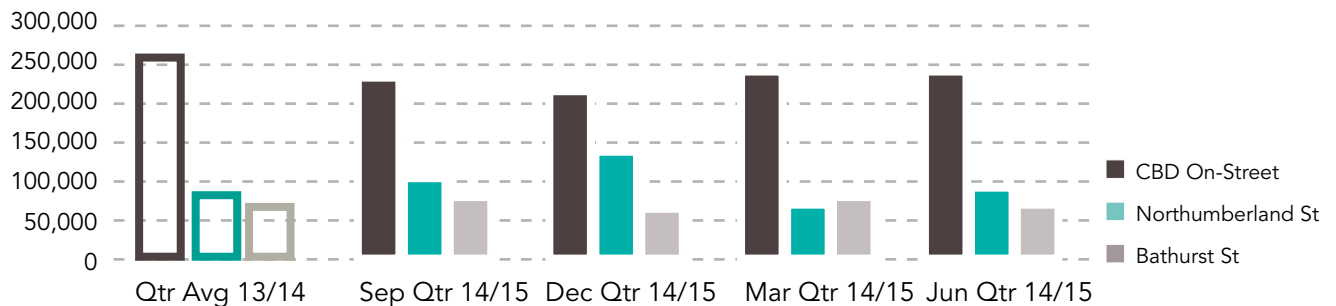
Council spent a total of \$71 million on capital works in 2014/15, this is a 48% increase from the \$48 million spent in 2013/14

Highlights include:

- Upgrades to Councils libraries including amenities and lighting
- Accessibility ramps provided at Liverpool Regional Museum and Kemps Creek Community Centre
- Tennis Courts resurfaced at Charles Hall Tennis Facility
- Completion of the Davy Robinson boat ramp, pontoon and sea wall
- Reconstructed and rehabilitated 9km of road network
- Resurfaced 71,000 sqm of local road pavement
- Constructed 4.3km of paved footpaths and 1km of paved cycle ways
- Upgraded 7 and constructed 3 new play grounds across the city

City Centre Parking Revenue

Council's on-street parking revenue increased by 2% from the previous quarter, however decreased by 4% on the quarter average from 13/14



	CBD On-Street	Northumberland St	Bathurst St
Mar Qtr 14/15	\$225,342	\$78,645	\$57,193
Sep Qtr 14/15	\$234,820	\$105,976	\$74,869
Dec Qtr 14/15	\$220,559	\$97,374	\$71,541
Mar Qtr 14/15	\$243,897	\$65,923	\$75,887
Jun Qtr 14/15	\$248,722	\$92,253	\$70,957

Capital Works Projects Status Report

As at June 2015, 85% of scheduled projects had been completed.



Performance Indicator	Progress by department									
	Civil Construction and Assets		Buildings Construction		Open Space Construction		Infrastructure Special Project		Infrastructure & Environment Total	
Approved budget	\$31,071,489		\$4,476,417		\$3,607,371		\$3,085,237		\$42,240,514	
Actual expenditure	\$27,486,021		\$3,979,829		\$2,925,803		\$5,249,985		\$39,641,638	
Total number of projects	80		25		37		7		149	
Number of projects completed	67	84%	25	100%	30	81%	5	71%	127	85%

Construction of Kurrajong Roads

Strategic Project Update

This project involves the extension of Kurrajong Road between Kookaburra Road and Sarah Hollands Drive to improve access to major commercial, industrial and residential areas, as well as to distribution centres within Prestons. Once completed, a direct east to west link will be available from Hume Highway to Cowpasture Road, significantly improving traffic conditions and access across the local government area.

Progress



Project Update

The road and bridge works which will complete the link between Carnes Hill and the Hume highway are progressing ahead of schedule.

Site works are underway and expected to be completed by the end of 2015.

Warwick Farm Bypass Road

Strategic Project Update

The project involves the construction of a new road between Governor Macquarie Drive (GMD) and Priddle Street, to bypass the Warwick Farm horse training and residential area, eliminate traffic conflicts between horse movements and heavy vehicles movements and improve residential amenity.

Progress



Project Update

The intersection design with Governor Macquarie Drive is being reviewed due to the need for access into the Australian Turf Club lands.

Council is currently in the land acquisition process and detailed designs of the road are being developed.





Leading Proactive City

Direction Seven

10-Year Strategies

- Position Council as an industry leader, delivering best practice and innovation.
- Lead partnerships and collaboration with community, business and governments.
- Provide business excellence and financial sustainability to deliver services that meet community expectations.

4 Year Principal Activities

- 7.1 Civic and Corporate Leadership
- 7.2 Financial Sustainability
- 7.3 Governance
- 7.4 Information Technology
- 7.5 Workforce Management

10-Year Community Targets

- Increased number of people who report satisfaction or better with the overall performance of council.
(Source: Community Satisfaction Survey)
- Organisational climate score of 90%.
Council had an organisational climate score of 65.29 In 2012. (2012 Liverpool City Council climate survey)
- A financial sustainability rating of strong with and a positive financial outlook.
Council's latest assessment from T-Corp was 'strong with a negative outlook.'

1-Year Actions

Leading Proactive City has 37 actions in the Operational Plan 2014-15. Of these:

- 10 are short term initiatives, projects & programs



100%

Completed

- 27 are ongoing services

Incomplete Actions

Nil

April to June 2015 Highlights



The annual Quota Public Speaking Quest was held at Casula Powerhouse on May 22. The quest encourages leadership, self-expression and individual development in high school students. The evening was attended by the Mayor, Councillors and family members of the students from ten local schools.

Council held The Volunteers Recognition Dinner on the 28 May. This was an opportunity for Council to recognise and appreciate the tireless support volunteers provide to our community. More than 153 volunteers representing 73 volunteer groups in Liverpool attended the evening and were thanked by the Mayor and Councillors.



The Mayor recognised outstanding achievements by community members at the inaugural Heroes of Liverpool Awards on June 19 including Australia Day Award winners and Queens Honours 2015 winners.

Luke Stono, an accident survivor who spent 9 months in Liverpool Hospital's Brain Injury Unit, rode from the South Coast to Liverpool Hospital, raising money to donate to the unit. Council participated in a civic event held at the hospital and donated \$5,000 towards the cause.



Council submitted its Fit for the Future application to IPART, advocating to remain as a stand-alone Council without amalgamation. The process included significant community consultation with the majority of local residents supporting Council's position.

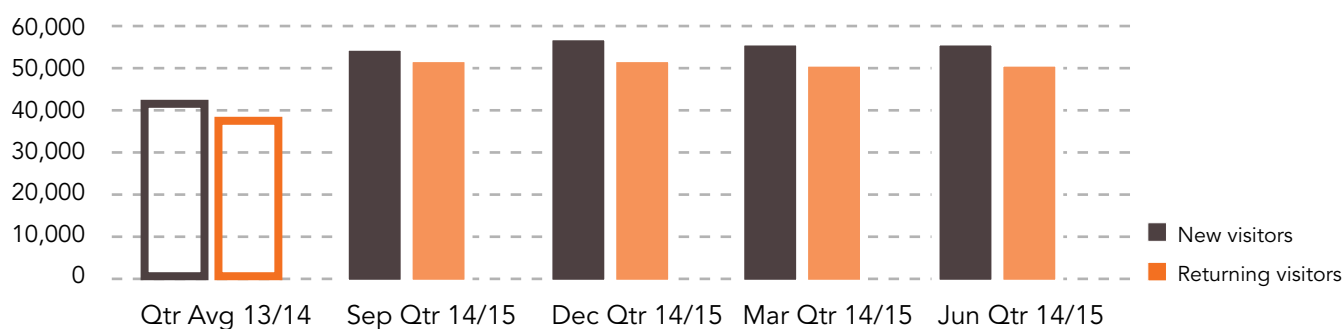
Council continued to meet its obligations under the Government Information (Public Access) Act. During the quarter, Council processed 211 informal and interagency information requests and 13 formal access applications.



Council officially launched its new Liverpool 2023 website, an interactive portal into Council's corporate planning documents and community vision.

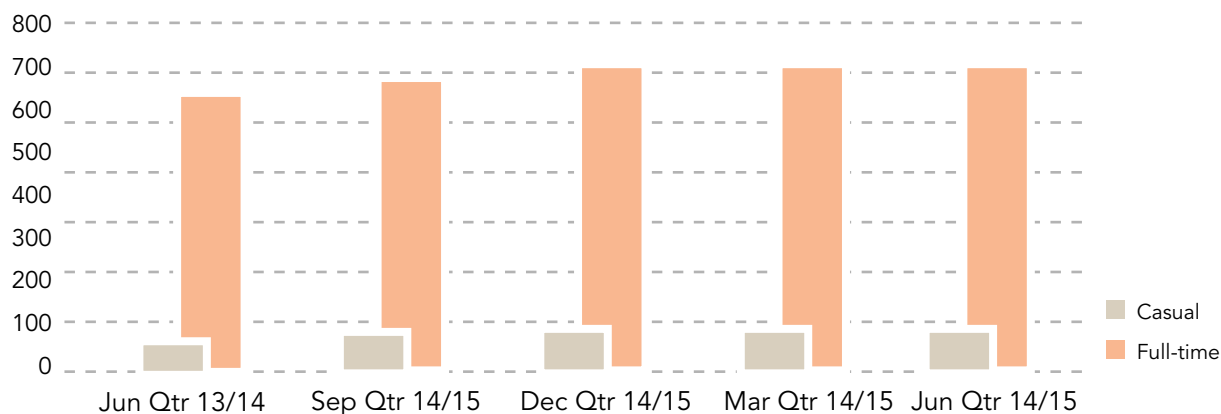
Website

Council has recently altered its reporting method for website data, recording total sessions instead of users. This accounts for the significant increase in visitors for this quarter.



	New Visitors	Returning Visitors
Mar Qtr 13/14	42,230	38,761
Sep Qtr 14/15	54,460	52,116
Dec Qtr 14/15	56,452	51,075
Mar Qtr 14/15	55,076	50,434
Jun Qtr 14/15	85,561	85,416

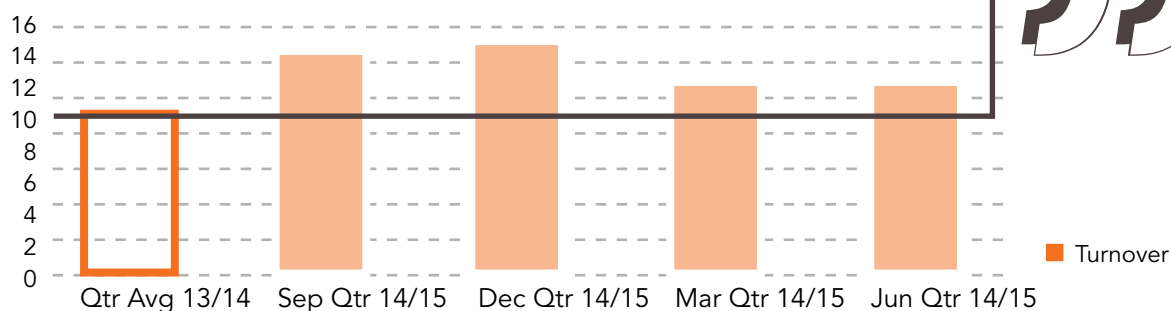
Council Staff



	Casual	Full-time
Jun Qtr 13/14	75	697
Sep Qtr 14/15	73	673
Dec Qtr 14/15	81	698
Mar Qtr 14/15	80	702
Jun Qtr 14/15	75	704

Turnover Rate

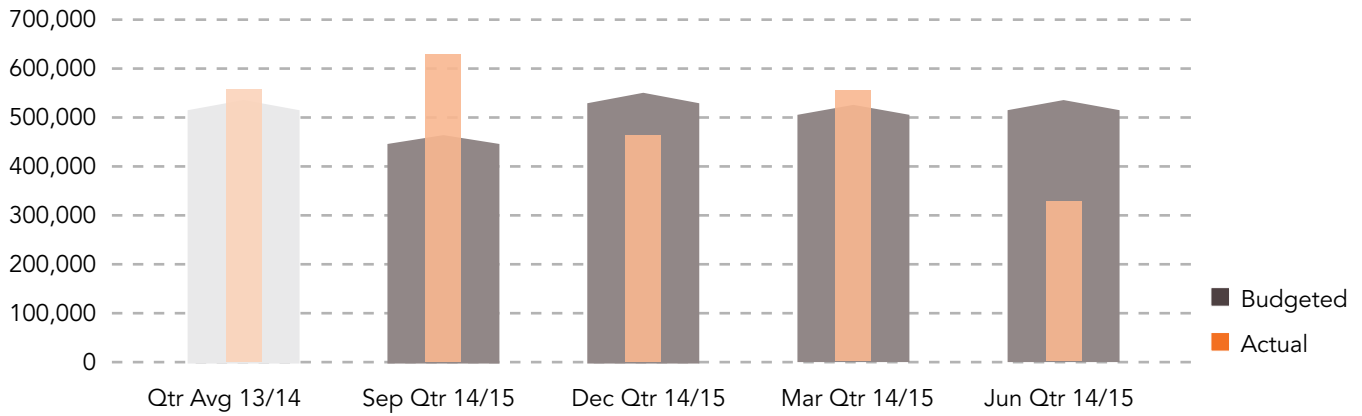
Median Local Government staff turnover rate in 2012/13 (Source: NSW LG Operational and Management Effectiveness Report 2012/13)



	Turnover Rate
Qtr Avg 13/14	12.34
Sep Qtr 14/15	14.27
Dec Qtr 14/15	14.76
Mar Qtr 14/15	12.74
Jun Qtr 14/15	12.33

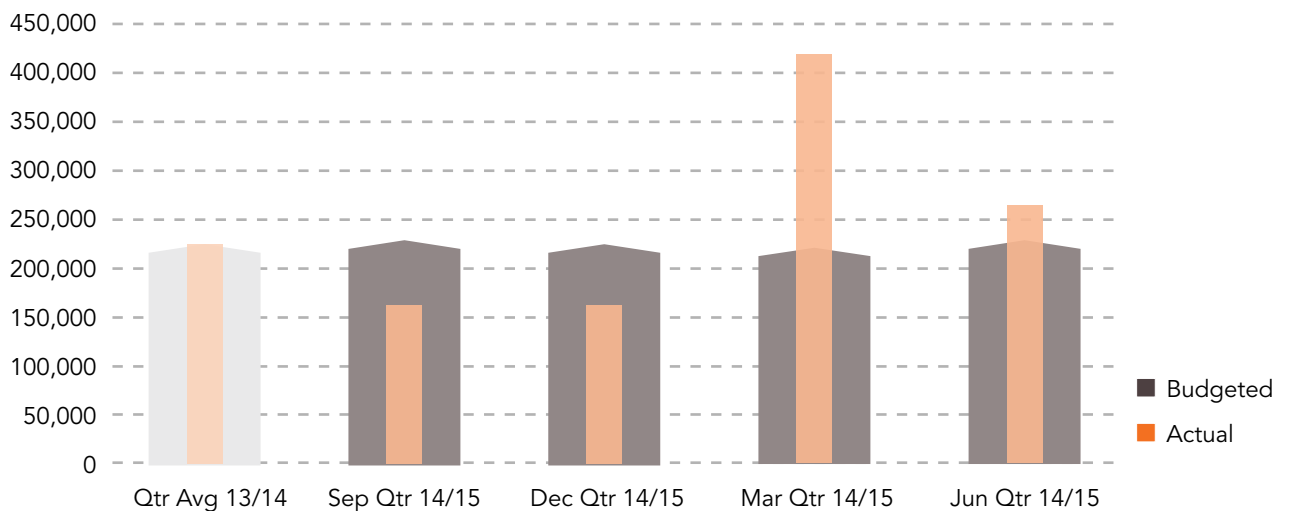
Property Portfolio Report

Rental Income 33 Moore Street



	Budgeted	Actual
Qtr Avg 13/14	\$529,835	\$550,301
Sep Qtr 14/15	\$477,723	\$622,628
Dec Qtr 14/15	\$552,536	\$481,484
Mar Qtr 14/15	\$530,943	\$567,055
Jun Qtr 14/15	\$530,923	\$316,305

Rental Income 52 Scott Street



	Budgeted	Actual
Qtr Avg 13/14	\$236,232	\$230,040
Sep Qtr 14/15	\$237,924	\$163,952
Dec Qtr 14/15	\$237,924	\$164,185
Mar Qtr 14/15	\$237,924	\$418,386
Jun Qtr 14/15	\$237,928	\$262,814

Property Strategy

Strategic Project Update

This project will develop and implement a strategy for optimising Council's commercial properties and providing property investment solutions which reduce Council's reliance on income from rates and improve long-term business sustainability.

Progress



Project Update

The Liverpool City Council Communities Facilities Strategy has been completed, representing the first step in Council's review of its existing property portfolio.

Our Directions

Vibrant Prosperous City

Liveable Safe City

Healthy Inclusive City

Proud Engaged City

Natural Sustainable City

Accessible Connected City

Leading Proactive Council



Our Guiding Principles

Leadership

Excellence

Partnership

Innovation

Equity

Sustainability